



# Submersible Effluent Pump



## MODEL PE

### APPLICATIONS

Specially designed for these uses:

- Mound Systems
- Effluent/Dosing Systems
- Low Pressure Pipe Systems

### SPECIFICATIONS:

#### Pump General:

- Discharge: 1-1/2" NPT
- Temperature: 104°F (40°C) maximum, continuous when submerged.
- Solids handling: 1/2" maximum sphere.

#### PE31 Pump:

- Max. capacity: 50 GPM
- Max. head: 25' TDH

#### PE51 Pump:

- Max. capacity: 70 GPM
- Max. head: 37' TDH

### MOTOR

#### General:

- Single Phase
- 60 Hertz
- 115 Volts
- Built-in thermal overload protection with automatic reset.
- High strength carbon steel shaft.

#### PE31 Motor:

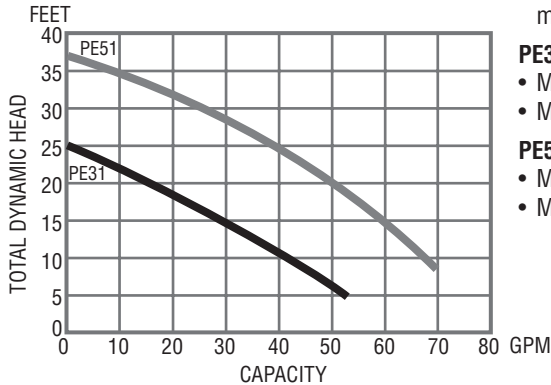
- .33 HP, 3000 RPM
- 12.0 Max. amps
- Shaded pole design

#### PE51 Motor:

- .50 HP, 3400 RPM
- 9.5 Max. amps
- PSC design

### FEATURES

- Corrosion resistant construction.
- Cast iron body.
- Thermoplastic impeller and cover.
- Upper sleeve and lower heavy duty ball bearing construction.
- Motor is permanently lubricated for extended service life.
- Quick disconnect power cord, 20' standard length, heavy duty 16/3 SJTW with NEMA 5-15P, three prong, 115 volt grounding plug.
- Mechanical seal is carbon, ceramic, BUNA and stainless steel.



# Submersible Sewage Pump



## MODEL PS

### APPLICATIONS

Specially designed for these uses:

- Residential Sewage Systems

### SPECIFICATIONS:

#### Pump General:

- Discharge: 2" NPT
- Temperature: 104°F (40°C) maximum, continuous when fully submerged.
- Solids handling: 2" maximum sphere.

#### PS51 Pump:

- Max. capacity: 130 GPM
- Max. head: 27' TDH

### MOTOR

#### General:

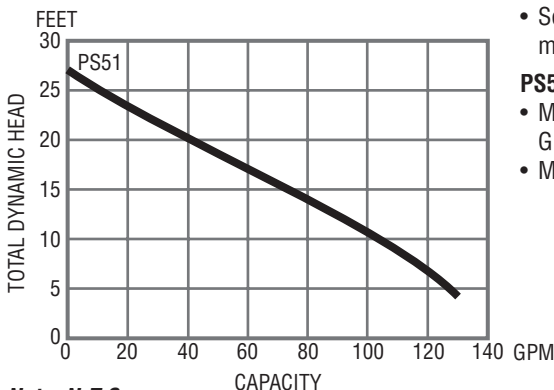
- Single Phase
- 60 Hertz
- 115 Volts
- Built-in thermal overload protection with automatic reset.
- High strength carbon steel shaft.

#### PS51 Motor:

- .50 HP, 3400 RPM
- 13 Max. amps
- PSC design

### FEATURES

- Corrosion resistant construction.
- Cast iron body.
- Thermoplastic impeller and cover.
- Upper sleeve and lower heavy duty ball bearing construction.
- Motor is permanently lubricated for extended service life.
- Quick disconnect power cord, 10' and 20' standard lengths, heavy duty 16/3 SJTW with NEMA 5-15P, three prong, 115 volt grounding plug.
- Mechanical seal is carbon, ceramic, BUNA and stainless steel.



Note: N.T.S.



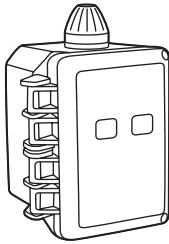
## Front Range Precast Concrete, Inc.

5901 Dexter Street, Unit 200, Commerce City, CO 80022  
 Phone (303) 442-3207 • (800) 783-3207 • Fax (303) 442-3209  
[www.flxx.com](http://www.flxx.com)

# Control Panels / Remote Alarms

FLXX®

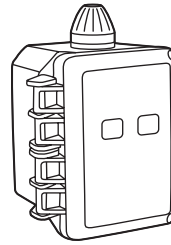
FLXX®



**Model JB15H  
High Water Alarm Only  
PMP-000-103**

*Applications:*  
Filter monitor

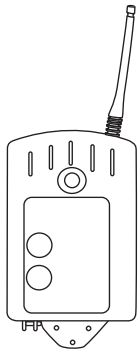
*Features:*  
Red alarm beacon  
Alarm horn



**Model JB15L  
Low Water Alarm Only  
PMP-000-126**

*Applications:*  
Cistern monitor

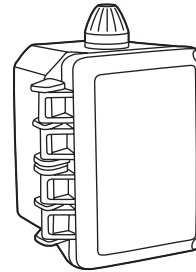
*Features:*  
Red alarm beacon  
Alarm horn



**ABW Model  
High Water Alarm Only  
PMP-000-140**

*Applications:*  
Filter monitor

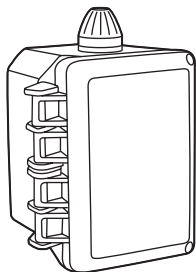
*Features:*  
Wireless  
backup battery  
Red alarm beacon  
Green power light  
Alarm horn



**Model 115  
Single Pump Control/Alarm Panel  
PMP-000-105**

*Applications:*  
Electric lift tanks

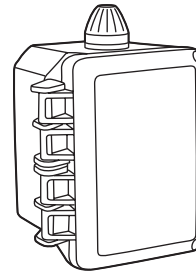
*Features:*  
HOA pump switch\*  
Red alarm beacon  
Alarm horn



**Model 122  
Dual Pump Control/Alarm Panel  
PMP-000-133**

*Applications:*  
Electric lift tanks

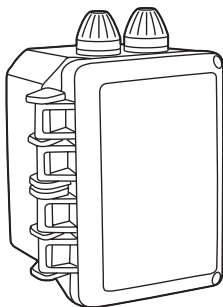
*Features:*  
2 HOA pump switches\*  
Magnetic motor contacts  
Red alarm beacon  
Alarm horn



**Model 112  
Single Pump Control/Alarm Panel  
PMP-000-141**

*Applications:*  
Electric lift tanks

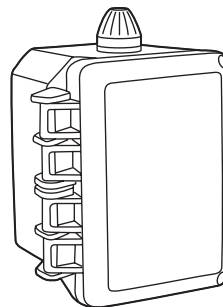
*Features:*  
Magnetic motor contacts  
HOA pump switch\*  
Red alarm beacon  
Alarm horn



**Pro-Line Model  
Single Pump & Filter Monitor  
Control/Alarm Panel  
PMP-000-127**

*Applications:*  
Electric lift tanks

*Features:*  
HOA pump switch\*  
Red high water beacon  
Amber filter beacon  
Alarm horn



**IFS Model  
Timed Dosing  
Control/Alarm Panel  
PMP-000-128**

*Applications:*  
Electric lift tanks

*Features:*  
Programmable timer  
HOA pump switch\*  
Red alarm beacon  
Alarm horn

**Note: N.T.S.**

\* HOA pump switch indicates manual or manual/off/auto run switch located in control panel

**FLXX®**   
**Watertight**

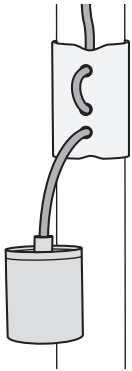
**Front Range Precast Concrete, Inc.**

5901 Dexter Street, Unit 200, Commerce City, CO 80022  
Phone (303) 442-3207 • (800) 783-3207 • Fax (303) 442-3209  
[www.flxx.com](http://www.flxx.com)

# Pump and Float Control Switches

FLXX®

FLXX®



## Pump Control Switch (Pump Master) PMP-000-109

Mechanically activated, wide-angle switch 2 HOA Pump Switches\* designed for direct control of pumps up to 1/2 HP at 120 VAC and 1 HP at 230 VAC.

Used in sewage applications.

The switch is not sensitive to rotation or turbulence and may be used in both calm and turbulent situations.

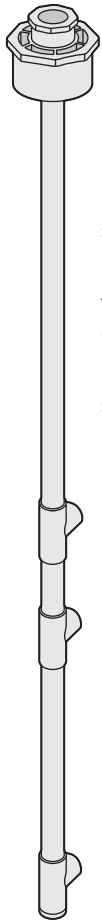


## Heavy Duty Pump Control Switch (Pump Master Plus) PMP-000-129

Mechanically activated, wide-angle switch designed for direct control of pumps up to 3/4 HP at 120 VAC and 2 HP at 230 VAC.

Used in sewage applications.

The switch is not sensitive to rotation or turbulence and may be used in both calm and turbulent situations.



## Sensor Tree (Alarm & Pump Control) PMP-000-144

Used in all HOOT® Pumped system applications.

Uses electrical conductivity to make or break an electrical circuit.

Contacts made of stainless steel to resist corrosion.

Color coded to wire directly into HOOT® control panel.

**HIGH WATER ALARM**

**PUMP DEMAND "ON"**

**PUMP CUTOFF**



## Control Switch (Mini) PMP-000-130

Mercury activated, narrow-angle float switch designed to activate pump control panels and alarms.

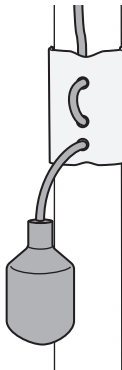
Used to accurately monitor liquid levels in sewage and non-potable water applications.

Can be used in applications with two float pump controls and alarms.

The switch is not sensitive to rotation.

**NORMALLY OPEN MODEL (High Level):** The control switch turns on (closes) when the float tips slightly **above** horizontal, signaling a high level. It turns off (opens) when the float drops slightly below horizontal.

**NORMALLY CLOSED MODEL (Low Level):** The control switch turns on (closes) when the float drops slightly **below** horizontal, signaling a low level. It turns off (opens) when the float tips slightly above horizontal.



## Control Switch (Signal Master) PMP-000-131

Mechanically activated, narrow-angle float switch designed to activate pump control panels and alarms.

Used to accurately monitor liquid levels in **potable water tanks**.

The switch is not sensitive to rotation.

**NORMALLY CLOSED MODEL (Low Level):** The control switch turns on (closes) when the float drops slightly **below** horizontal, signaling a low level. It turns off (opens) when the float tips slightly above horizontal.

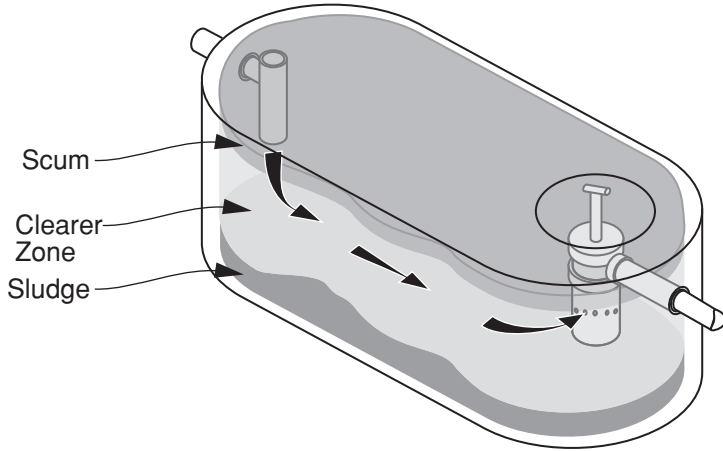
Note: N. T. S.

**FLXX®**   
Watertight

Front Range Precast Concrete, Inc.

5901 Dexter Street, Unit 200, Commerce City, CO 80022  
Phone (303) 442-3207 • (800) 783-3207 • Fax (303) 442-3209  
[www.flxx.com](http://www.flxx.com)

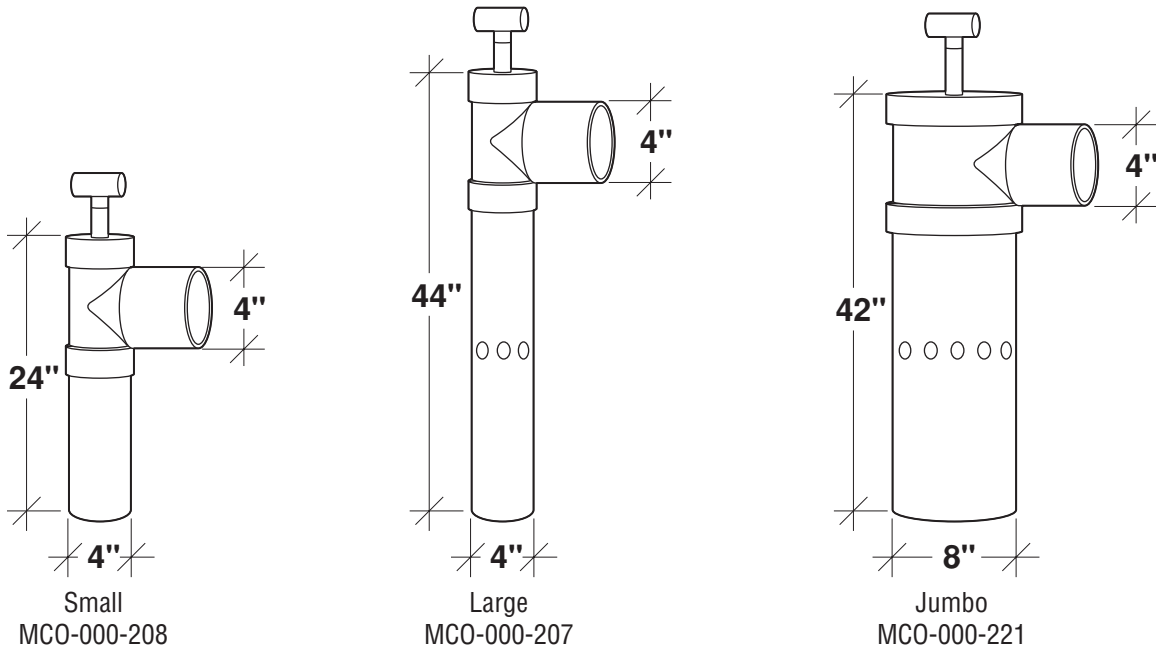
# Operation of Effluent Filters



Effluent filters retain particle solids in the tank, protecting drain fields from clog-up and extending absorption field life.

Effluent filters work by using gravity to force effluent through a screened filtering surface. Larger particles are detained and shed to the bottom of the tank. Biological colonies form on the filtering surface, trapping and decomposing even smaller particles. Total suspended solids at the effluent outlet are greatly reduced.

Free-flowing effluent filters need little maintenance; permanent washable filter cartridges are constructed of PVC and Polyethylene, inert to deterioration in waste water.



Note: N.T.S.

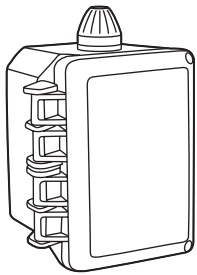
**FLXX**®  
Watertight  
Front Range Precast Concrete, Inc.  
5901 Dexter Street, Unit 200, Commerce City, CO 80022  
Phone (303) 442-3207 • (800) 783-3207 • Fax (303) 442-3209  
[www.flxx.com](http://www.flxx.com)

# The "Full Monty"

FLXX®

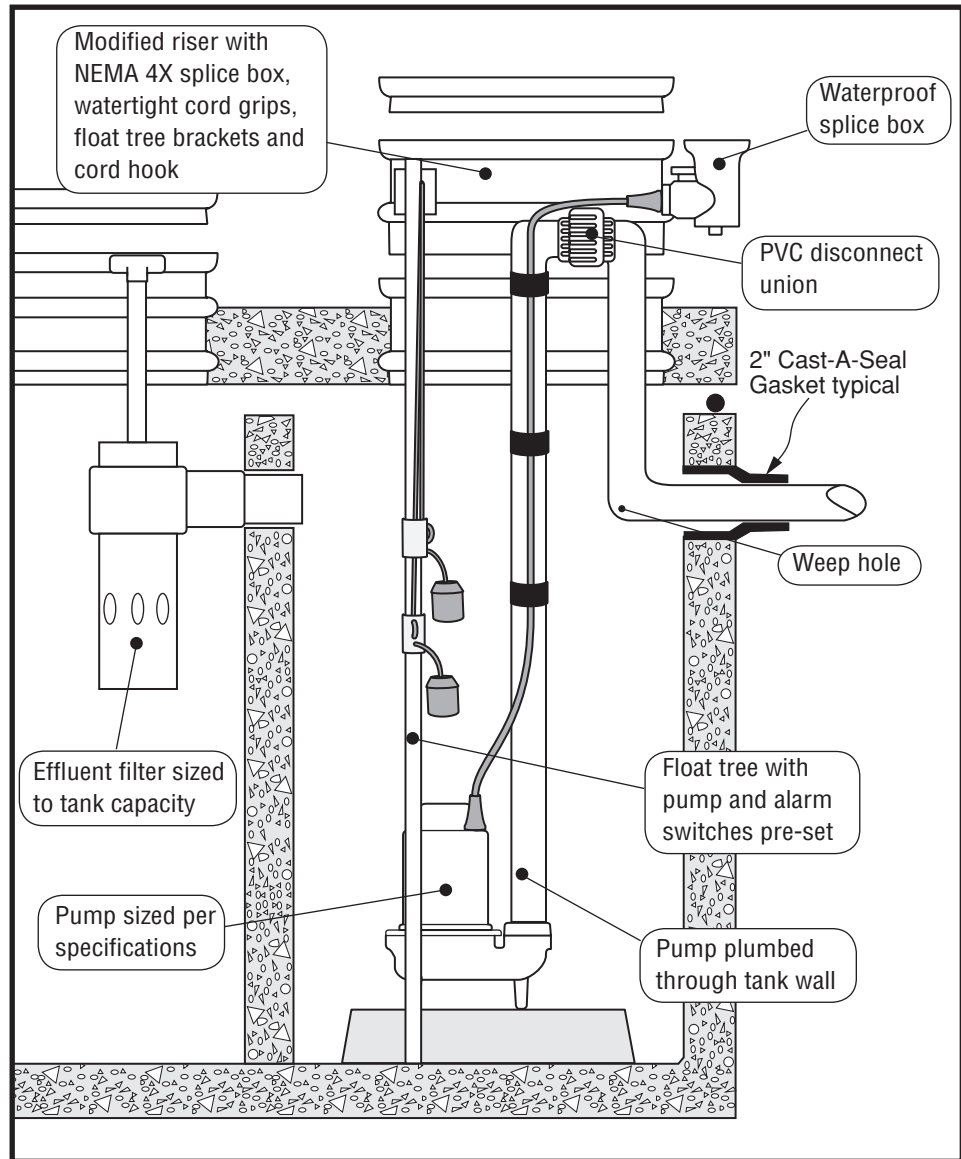
FLXX®

## Electric Lift Chambers and Septic Tanks Fully Equipped and Ready for Final Installation



### Alarm System Features

- 2 HOA pump switches
- Magnetic motor contacts
- Red alarm beacon
- Alarm horn



Note: N.T.S.

**FLXX®**   
Watertight

Front Range Precast Concrete, Inc.

5901 Dexter Street, Unit 200, Commerce City, CO 80022  
Phone (303) 442-3207 • (800) 783-3207 • Fax (303) 442-3209  
[www.flxx.com](http://www.flxx.com)